

A Guide to Listening to your

Child Read



Early Learning Goal for Reading

Children read and understand simple sentences. They use phonic knowledge to decode regular words and read them aloud accurately. They also read some irregular words. They demonstrate understanding when talking with others about what they have read.

Wordless Stories

At School	The Library	Look Out!	The Apple
The Lost Teddy	The Haircut	Getting Up	The Big Box
The Hedgehog	Fetch!	The Street Fair	The Swing ball

First Words

Who Is It?	A Good Trick	Is It?	Get Dad
Floppy Floppy	Fun at the beach	Get On	Up You Go
Six in a Bed	The Pancake	Floppy Did This	I see

* Some children may be ready to go onto Phonic books

Patterned Stories

At the Park	Fancy Dress	Good Old Mum	The Headache
The Pet Shop	Push!	Making Faces	Goal!
The Journey	Shopping	Who Did That?	What a Mess!

Stage 1+ Songbirds

Top Cat	Bob Bug	Zak and the Vet
Sam's Pot	Dig, Dig, Dig	Mum Bug's Bag

Read with Biff, Chip and Kipper

I am Kipper	The Red Hen	Win a Nut
Cat in a Bag	The Fizz-Buzz	A Yak at the Picnic

Phonic Books (Phase 2 Letters and Sounds)

Cats	Big, Bad Bug	Kick It	Get a Bus
Pop	Hats	Taps and Pans	Fun on the Canal
Mud	A Big Mess	Rocket	Pets

Phonic Books (Phase 3 Letters and Sounds)

The Zip	Jack	Bug Quiz	Eggs
Posh Shops	Quiz	Fish and Ships	At the Animal Park
Bang The Gong	A Robin's Eggs	Now and Then	Make a Ring Box

Stage 2 First Phonics

The Big Egg	Put It Back	A Present for Mum
Poor Floppy	In A Bit	The Hole in the Sand

Stage 2 Patterned Stories

Monkey Tricks	It's the Weather	A Sinking Feeling
Hey Presto!	Naughty Children	Creepy-crawly!

Phonic Books (Phase 3 Letters and Sounds)







Leek Hotpot	Chair's in the Air	Men on the Moon	Barn Owls
Queen's Maid	A Bark in the Night	Fun in the Garden	At the Market
Toad's in the Road	Silver Foil Rocket	Muffins	A Cool Summer

Stage 3 First Phonics

The Duck Race	Pond Dipping	The Mud Bath
Sniff	The Ice Rink	The Steel Band

Step 1

Oxford Reading Tree Characters

					
mum	dad	Chip	Biff	Kipper	Floppy






Over the summer months your child will begin to recognise the characters from the Oxford Reading Tree books.

You also need to focus on the character names in association with the picture.

Hide the pictures by folding the paper over along the line. Encourage your child to read the character names out of sequence.

Step 2

Wordless Stories



These books introduce the characters. Your child will now learn how the pictures tell a story. Where a story begins, develops and ends.

Enjoy talking about the pictures and encourage your child to use extended vocabulary.

Ask your child, what happened in the story?

Step 3

First Words



Your child is now confident recognising and reading all the character names. Discuss the front cover and guide your child's finger, pointing to each word as he/she reads independently.

Talk about the picture and draw your child's attention to the spaces in between each word.

Discuss the story.

Can you tell me what happened in the beginning?

What happened in the middle?

What happened at the end?

Step 4



More First Words



If your child isn't ready to go onto the phonics books, the above books are used for extended reading.

Continue to talk about the pictures and guide your child's finger as he/she reads the words.

Books also used are: Patterned Stories
Stage 1+ Songbirds
Read with Biff, Chip and
Kipper

Step 5

Phonic Books



Your child has now learned some letters and the sounds they make (see Phase 2 orange sound mat). **The words can be read by blending the sounds together.**

Your child will also recognise the tricky words (to, the, no, go, I, into) taught so far.

**Ask your child,
Did you like the characters in the story?**

Step 6



Phonic Books on Red Band



Once your child is ready to access red band, he/s will learn new sounds (see phase 3 purple sound mat).

New tricky words are introduced:

(he, she, we, me, my, you, they, her, all, are).

Reading should now be more fluent and incorporate some expression. Your child should have a good understanding of what he/she has read.

For extended reading:

First Phonics

Patterned Stories

* Children who turn 5 in Spring/Summer have now achieved the Early Learning Goal for Reading.

Step 7

Phonic Books on Yellow Band



Your child is continuing to use his/her phonics knowledge to decode words and successfully read all the tricky words.

To enhance fluency, encourage your child to read the text using their eyes only. Raise awareness of punctuation and grammar.

* Children who turn 5 in Autumn/Winter have now achieved the Early Learning Goal for Reading